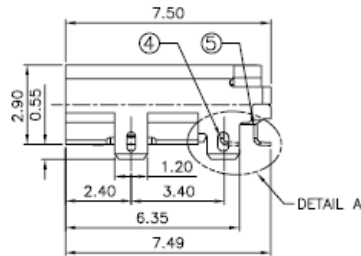
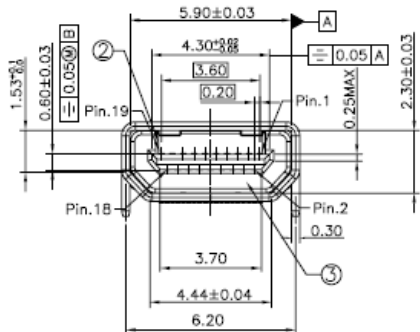
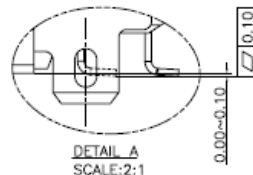


RECOMMENDED P.C.B. LAYOUT (T:0.60mm)
TOLERANCE UNSPECIFIED ±0.05mm



RoHS Compliant
PRELIMINARY

REV	ZONE	LTR	DESCRIPTION	DATE	REVISOR	APPD
0.2			NEW DESIGN	04/10.10	Bhil_wy	

ORDERING INFORMATION

65 U 019 S-3 * 0 * - A *

(1) (2) (3) (4) (5) (6) (7) (8) (9) (10)

- SERIES NO.
65: HDMI CONNECTOR, TYPE D
- TAIL CONSTRUCTION TYPE
U: SMT TYPE
- NUMBER OF PIN
019: 19 POSITIONS
- CONTACT & CONNECTING TYPE
S: SOCKET
- COLOR CODES:
3: BLACK
- CONTACT PLATING
4: GOLD FLASH OVER NICKEL
5: 15u" GOLD PLATED IN CONTACT AREA AND GOLD FLASH PLATED IN SOLDER AREA OVER 50u" NICKEL UNDERPLATING
6: 30u" GOLD PLATED IN CONTACT AREA AND GOLD FLASH PLATED IN SOLDER AREA OVER 50u" NICKEL UNDERPLATING
- SHELL CONSTRUCTION
0: SOLDER TAIL IS THROUGH HOLE TYPE
1: SOLDER TAIL IS THROUGH HOLE & SMT TYPE
2: SOLDER TAIL IS SMT TYPE
- SHELL PLATING
N: SOLDERABLE NICKEL PLATED
4: GOLD FLASH PLATED OVER NICKEL
- SUFFIX NO.1
A: WITH FREEPORT LOGO
B: WITHOUT LOGO
- SUFFIX NO.3
None: WITHOUT MYLAR
M: WITH MYLAR

BOM OF 65U019S-3*0* - A*

QTY'S	SPECIFICATION	PART	ITEM
10	COPPER ALLOY	UP CONTACT	5
9	COPPER ALLOY	DOWN CONTACT	4
1	THERMOPLASTIC UL94V-0	DOWN INSULATOR	3
1	THERMOPLASTIC UL94V-0	UP INSULATOR	2
1	COPPER ALLOY	SHELL	1

MATERIAL	TOLERANCE UNSPECIFIED	FREEPORT	
	± ±0.20 ±0.25 ±0.30 ANGLE ± 1°		
FINISH	DRAWN Bhil_wy 04/10.10	NAME MICRO HDMI RECEPTACLE	
	DESIGNER Bhil_wy 02/05.10 CHECKED Dirnie 04/10.10 APPROVED Dirnie 04/10.10	SHELL TAIL IS THROUGH HOLE TYPE SHEET 1/1	
DRAWING NO. R-S165U-1		REV 0.2	